

◎ INJECTION PRESS RANGE: 80-250 TON ◎

*Digital AC SERVO Robot Series*

## TW-800HMOVII

## TWS-800HMOVII



### COMMON SPECIFICATIONS

Power Source	Air Pressure	Drive	Posture (air cylinder)	Recommended Load Max	Posture Torque @ 70 PSI	Control Types
200 VAC ± 10% 60 Hz	70 psi (.48 MPa)	AC Servo Motor	90°	11 lbs (5 kg)	14.9 ft-lbs (20.2 N·m)	STEC-520A

### GENERAL SPECIFICATIONS

Model	Stroke				Electric Consumption (kVA)	Max Power Consumption (kW)	Main Body Weight (KG)	Air Consumption (ft³)
	(P) Vertical	(R) Vertical	Crosswise	Traverse				
TW-800HMOVII	31.50" (800 mm)	N/A	26.77" (680 mm)	62.99" (1600 mm)	8.8	4.5	617 (1360 lbs)	0.063 (1.8 NI / Cycle)
TWS-800HMOVII	31.50" (800 mm)	33.47" (850 mm)	17.13" (435 mm)	62.99" (1600 mm)	13.6	7.0	675 (1488 lbs)	0.066 (1.9 NI / Cycle)

### STANDARD FEATURE

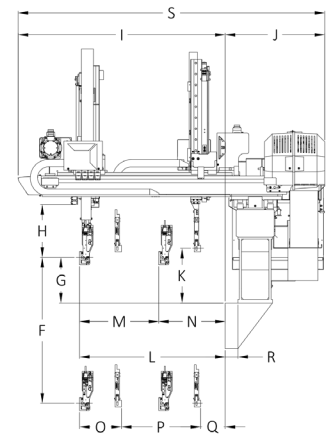
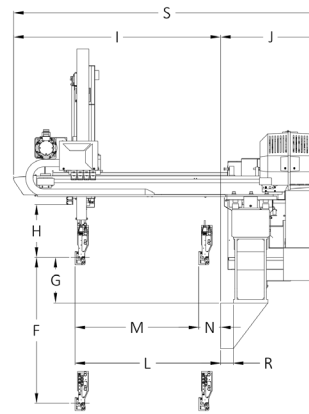
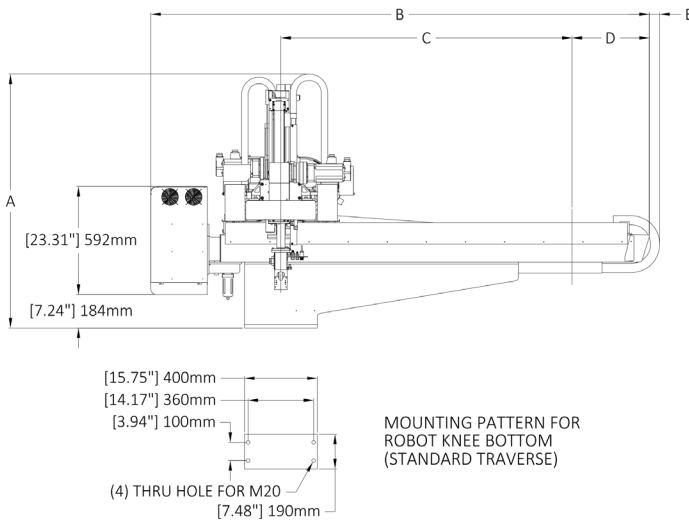
Vacuum Generator with Part Present Sensor
Part Grip Circuit
Sprue Grip Circuit
USB Port
Ethernet Port
Sample and Chuck Change Positons
Product Packaging (256 each axis)
CNC Step Programming
Micro SD Card
CPC® and AMP® Connections at the Head
Active Vibration Control
IMM Mounting Weldment
Multi- Level Password Protection
Position, Speed and Timer Adjust in Auto
Alarm History
Grease Pocket LM Bearings

### OPTION LIST

Additional Vacuum Generator with Part Present Sensor
Additional Part Grip
Nipper on Chuck
Rotation 90°, 180° 2-Position, 180° 3-Position
Shuttle on Tool
Mold Spray
Air Blow
1-3 Color Alarm Light
Special Paint
Free Packaging
Central Lube
Quick Chuck Change
Servo Posture Wrist

ISO 9001 Certified  
Quality Management  
System

### OVERALL DIMENSIONS



MOUNTING PATTERN FOR ROBOT KNEE BOTTOM (STANDARD TRAVERSE)

		TW-800HMVII	TWS-800HMVII
A	Overall Height	54.96" (1396mm)	54.96" (1396mm)
B	Overall Width	107.91" (2741mm)	107.91" (2741mm)
C	Traverse Stroke	62.99" (1600mm)	62.99" (1600mm)
D	Overhang, Release Side	16.73" (425mm)	16.73" (425mm)
E	Cable Guide Overhang	2.28" (58mm)	2.28" (58mm)
F	(P) Vertical Stroke	31.50" (800mm)	31.50" (800mm)
G	(P) Vertical Standby	9.84" (250mm)	9.84" (250mm)
H	Bottom of Crosswise to Chuck Mount Position	11.42" (290mm)	11.42" (290mm)
I	Mold Mounting Face - Crosswise Arm End	44.88" (1140mm)	44.88" (1140mm)
J	Mold Mounting Face - Box End	21.54" (547mm)	21.54" (547mm)
K	(S) Vertical Standby	-	11.81" (300mm)
L	(P) Crosswise Reach Max.	31.50" (800mm)	31.50" (800mm)
M	(P) Crosswise Stroke Max.	26.77" (680mm)	17.13" (435mm)
N	(P) Crosswise Standby Min.	4.72" (120mm)	14.37" (365mm)
O	(P) (S) Proximity Min.	-	9.06" (230mm)
P	(S) Crosswise Stroke Max.	-	17.13" (435mm)
Q	(S) Crosswise Standby Min.	-	5.31" (135mm)
R	Base Offset	2.76" (70mm)	2.76" (70mm)
S	Box End - Crosswise Arm End	66.42" (1687mm)	66.42" (1687mm)



**Wisconsin (HQ)**  
 N90 W14401 Commerce Drive  
 Menomonee Falls, WI 53051  
 Phone: 262-253-3550  
 Fax: 262-253-3559  
 Email: kscheife@starautomation.com

**California**  
 18141 Beach Blvd. Unit 195  
 Huntington Beach, CA 92648  
 Phone: 714-375-2400  
 Fax: 714-375-2446  
 Email: ryamasaki@starautomation.com

**Georgia**  
 5555 Oakbrook Parkway Suite 320  
 Norcross, GA 30093  
 Phone: 770-582-9350  
 Fax: 770-582-9351  
 Email: chebert@starautomation.com

**Michigan**  
 17197 North Laurel Park Dr. Suite 125  
 Livonia, MI 48152  
 Phone: 734-462-9522  
 Fax: 734-462-9527  
 Email: jpoegel@starautomation.com

**Indiana**  
 5625 Vogel Road Unit B  
 Evansville, IN 47715  
 Phone: 812-475-9947  
 Fax: 812-475-9949  
 Email: sberry@starautomation.com

**Rhode Island**  
 860A Waterman Avenue  
 E Providence, RI 02914  
 Phone: 401-434-0617  
 Fax: 401-434-0627  
 Email: pgerzevitz@starautomation.com

**Tennessee**  
 Sales Phone: 678-428-4202  
 Service Phone: 615-796-5670  
 Email: chebert@starautomation.com

**Texas**  
 Phone: 262-853-6874  
 Email: disken@starautomation.com

**Star Seiki Mexico S.A. De C.V.**  
 Blvd Bernardo Quintana #7001  
 Torre II Oficina 1004 Colonia Centro  
 Sur, Queretaro, CP. 76090 Mexico  
 Phone: +52-442-199-5180  
 Email: knomura@starseikimexico.com